




Quote of the Month

"The availability of the charging infrastructure is an important criterion for the end consumer. Driving schools are also dependent on the fact that a fast charging process can be carried out anytime and anywhere. The figures show that there is still a lot to be achieved, but we are already on the right track".

Jörg-Michael Satz President MOVING Road Safety Association International e. V.

Number of charging stations (Germany, Austria, Switzerland):



| | 2nd quarter'18 | 4th quarter'18 | 2nd quarter'19 | 4th quarter'19 |
|-------------|-------------------|-------------------|-------------------|-------------------|
| Germany | 8.803 | 12.740 | 15.540 | 17.473 |
| Austria | 2.846 | 3.564 | 4.048 | 4.425 |
| Switzerland | 2.807 | 3.604 | 3.922 | 4.210 |

GER: 98 %
AT: 55 %
SZ: 50 %

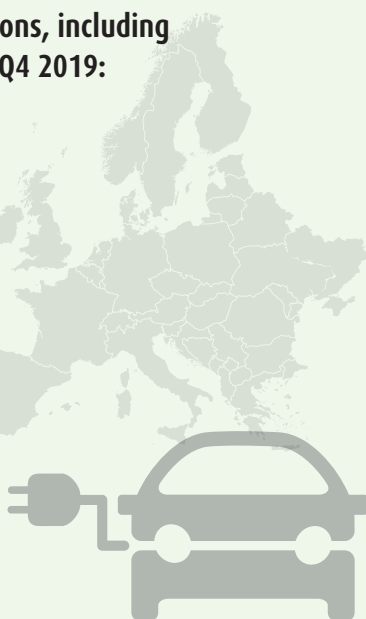
Increase in the number
of charging stations
since mid-2018

Number of charging stations, including available connections in Q4 2019:

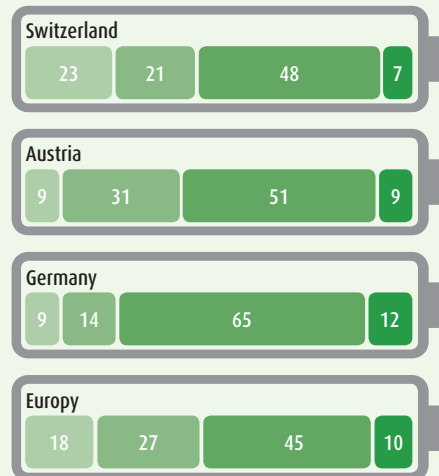
| | | |
|---------------|--------|--------|
| France | 18.495 | 90.390 |
| Netherlands | 18.336 | 44.705 |
| Germany | 17.473 | 53.934 |
| Italy | 4.380 | 12.257 |
| Great Britain | 4.566 | 15.713 |
| Austria | 4.425 | 15.871 |
| Switzerland | 4.213 | 13.656 |
| Belgium | 3.213 | 9.051 |
| Norway | 2.536 | 13.178 |
| Sweden | 1.958 | 7.894 |

■ Charging stations ■ Connections
All figures in pieces

Source for all graphics: Chargemap.com



Number of charging stations according to charging speed:



■ Normal ■ Half accelerated ■ Accelerated ■ Quick
All figures in %

